

WB MONO MS *performance plus*



SILANE ADHESIVE





Monocomponent silane adhesive specifically designed for bonding all types of wood flooring to concrete sub-floors, plywood or chipboard surfaces and non-absorbent flooring (e.g. marble, tiles, terrazzo flooring, wood surfaces).

If applied evenly on the installation surface, WB MONO MS creates a waterproof barrier that helps to prevent rising damp from concrete sub-floors.

TECHNICAL CHARACTERISTICS:

- Monocomponent
- 100 % MS Technology
- High performance
- **Suitable for bonding of all types of wood flooring**
- Easy to clean
- Free from isocyanates and amines
- Solvent-free
- Water-free
- Complies with ISO 17178: elastic

SPECIAL PROPERTIES:

	<p>Symbol EC1 PLUS Established using GEV criteria, classified as EMICODE EC1 PLUS: very low emissions.</p>
	<p>Emission class as per French regulations.</p>
	<p>Suitable for underfloor systems</p>
	<p>Reduces footstep noise</p>

WHERE IT CAN BE APPLIED:

- Absorbent and non-absorbent flooring
- Traditional concrete and anhydrite (calcium sulphate) screeds
- Absorbent and non-absorbent sub-floors with underfloor heating or cooling systems
- Metal surfaces (after appropriate degreasing and application test)

The following can be bonded to these surfaces:

- Non-locking 10-mm solid wood battens (lamarquet) compliant with standard DIN EN 13227
- Mosaic parquet compliant with standard DIN EN 13488
- Solid wood strip flooring (industrial) compliant with standard DIN EN 14761
- Interlocking tongue-and-groove solid wood boards with maximum width of 18 cm or 20 cm with oak veneer compliant with standard DIN EN 13226
- Finished multi-layered flooring compliant with standard DIN EN 13489
- Cork flooring compliant with standard DIN EN 12104

WB MONO MS if applied uniformly and evenly (forming a continuous layer) can act as a vapour barrier exclusively for the above parquet types with interlocking tongue and groove and on sub-floors not heated with residual moisture up to 4% corresponding to 85% ambient humidity.

CONTINUE

WB MONO MS performance plus



SPECIFIC CHARACTERISTICS (normal conditions):

Density (g/cm ³)	1.60 - 1.70
Brookfield viscosity at 20°C (mPa*s):	65,000 - 90000
Yield: (g/m ²): - cork flooring - wood flooring	400 – 500 (g/m ²) no. 4 notched trowel 800 – 1000 (g/m ²) no. 6 notched trowel (the yield of the product may vary depending on the porosity or flatness of the surface being treated)
Usage temperature (°C):	> 10
Open time (minutes):	40 - 50
Ready for walking on (hours):	about 6 hours, depending on the environmental conditions
Sanding or load capacity:	After 24-36 hours
Application/Equipment:	notched trowel
Equipment cleaning:	GR7, before the product sets
Product removal:	with a clean cloth, before the product sets
Storage (months): maximum temperature +5 °C	12
Disposal information:	Dispose of in compliance with the local and national regulations in force
Packaging:	600 ml and 15 Kg
Usage limitations:	The surface to be treated must comply with standard DIN 18356 Always use suitable personal protective equipment Always consult the technical and safety information sheets
GISCODE:	RS10
Shear strength ISO 17178	Compliant with Regulations
Elongation at break ISO 17178	Compliant with Regulations
Category according to ISO 17178	Elastic adhesives

SURFACE PREPARATION:

The surface to be treated must be compact, dry, clean and free from loose parts such as traces of wall paint, dust, wax and the like, and must be compliant with DIN 18356.

Before laying, always use suitable tools to verify the moisture level in the sub-floor and the wood. The moisture level in the sub-floor must be measured in depth (approx. 2-3 cm) using a carbide moisture tester in order to rule out the presence of particularly hygroscopic substances (such as pumice or vermiculite), which could release the moisture contained in them and thus cause the floor surface to swell.

The humidity should be <2% for traditional screeds and <0.2% anhydrite (calcium sulphate).

Do not apply on screeds that are not protected from possible rising damp (always ensure there is an appropriate vapour barrier between the screed and flooring). On low-porosity or calcium sulphate screeds, mechanical sanding of the surface is recommended, and any residual dirt, dust or loose parts must be vacuumed off the surface.

Dusty concrete sub-floors or screeds with moisture must be consolidated with primers (e.g. our PRIMER WB PU product), to optimise bonding of the adhesive (see technical data sheet).

APPLICATION:

As the product uses water vapour when curing, the best setting conditions are achieved with a Room Humidity (RH%) value between 35 and 80 %.

Avoid using in low temperatures (< 10 °C) and with a low RH percentage (< 35 %). Such conditions can lead to a significant increase in curing time and do not guarantee proper setting and bonding. The product is ready for use. Apply WB MONO MS evenly to the surface using a toothed spatula and lay the parquet using appropriate pressure. It is advisable to remove any glue residue using a cloth when the product is still wet.

Always use suitable personal protective equipment.

Always consult the product's technical and safety information sheets before use.

HAZARD PICTOGRAMS:

-- -- --