


techno-power

03/18 245



TECHNO-POWER

Mixed binder powder adhesive for laying porcelain stoneware and ceramic tiles.

bonding agents and adhesives

TECHNOKOLLA





28±1% grey
31±1% white



5-35°C



30 min



6-10 mm




6 h



10 mm



techno-power



MAIN FEATURES

- Monocomponent
- Frost proof
- No creep
- Extended open time
- Layers up to 10 mm thick

APPEARANCE

White or grey powder

STORAGE

12 months in dry place

FIELDS OF USE

- Fixing ceramic tiles of all types, small and medium size, on indoor and outdoor walls and floors.
- Over-tiling on top of old ceramic tiles.
- Fixing on water heating screeds.
- Fixing natural stone and marble, so long as they are not affected by water.
- Spot-glueing insulating panels made of polystyrene, polyurethane foam, rock or glass wool.

SUBSTRATES

Cement-based plaster, cement-lime mortar, gypsum-based plaster¹, anhydrite screeds¹, cement-based screeds, concrete, aerated concrete, old ceramic floors², old linoleum floors², PVC² or vinyl², plasterboard, RASOLASTIK range and RASOGUM.

¹ after application of PRIMER-T

² after application of PRIMER-101

NATURE OF THE PRODUCT

TECHNO-POWER mainly consists of high-strength cements, selected silicon/quartz mineral charges and specific additives.

For further details, ask the technical office for the safety brief or download it from the web site www.technokolla.com.

OPERATIONS PRIOR TO APPLICATION

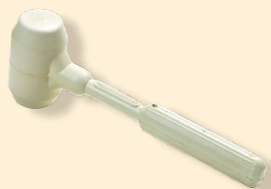
Small localized hollows or gravel pockets in concrete can be leveled (thickness not more than 5 mm) with TECHNO-POWER 24 h prior to fixing. If thicker layers are required, use RASO or GAP-R respectively 24 h and 6 h before fixing the tiles.

bonding agents and adhesives

RECOMMENDED ACCESSORIES



Blender 1200



White rubber mallet



8x8 mm trowel



10x10 mm trowel

HOW TO PREPARE THE MIXTURE

Blend grey TECHNO-POWER with approximately 7 l of clean water (28±1%). Blend white TECHNO-POWER with approximately 7.8 l of clean water (31±1%).

Blend until mixture is homogeneous and lump-free. It is advisable to use blender at low speed (approx. 500 rpm) as high speed will reduce the mechanical characteristics of the product.

Wait approx. 3 minutes, then stir the product briefly again before applying.

The creamy paste obtained can be easily applied by trowel and possesses optimum thixotropy.

WARNINGS AND RECOMMENDATIONS

It is always advisable to apply two coats when laying tile sizes measuring 900 cm² or larger.

Do not apply to:

- wood, metal
- RASOLASTIK outdoors
- old ceramic floors outdoors.

Do not use:

- at temperatures less than 5°C or more than 35°C
- in coats more than 10 mm thick

CONSUMPTION

Trowel	6x6 mm	8x8 mm	10x10 mm
Techno-power	3 kg/m ²	4 kg/m ²	5 kg/m ²

Consumption data refer to sole use of a trowel on flat substrates.

techno-power

TECHNICAL DATA	VALUE	REQUIREMENT	STANDARD
Curing time	3 min		
Pot life	*6 h		
Open time	*30 min	°30 min	EN 1346
Adjustability time	*Approx. 50 min		
Treadable	*After 24-36 h		
Floor tiles can be grouted	*After 24-36 h		
Wall tiles can be grouted	*After 4-6 h		
Surface can be used	*After 14 days		
Creep on vertical wall	≤ 0.5 mm	°≤ 0.5 mm	EN 1308
	GREY	WHITE	
Initial tensile strength	~ 1.5 N/mm ²	~ 1.3 N/mm ²	°≥ 1 N/mm ² EN 1348
Tensile strength after the action of heat	~ 1.4 N/mm ²	~ 1.1 N/mm ²	°≥ 1 N/mm ² EN 1348
Tensile strength after immersion in water	~ 1.2 N/mm ²	~ 1.3 N/mm ²	°≥ 1 N/mm ² EN 1348
Bond after freezing/thawing cycles	~ 1.5 N/mm ²	~ 1.5 N/mm ²	°≥ 1 N/mm ² EN 1348

° according to standard "EN 12004"

* time intervals refer to a temperature of 23°C-50% R.H.. They become shorter with higher temperatures and longer at lower temperatures.

SPECIFICATION

Ceramic floor and wall tiles must be fixed with class "C2TE cement-based powder adhesive according to standard EN 12004", such as TECHNOKOLLA's TECHNO-POWER, which can be applied in layers up to 10 mm thick on cement-based substrates.

Technokolla reminds you to examine the "notes" document that completes the information in this data sheet. The document can be downloaded in the pdf format from the website www.technokolla.com.

The advice about technical matters in the technical data sheets, or given verbally or in writing by our personnel as part of our customer assistance service, is the result of our best and most up to date experience. Since we are unable to personally modify the conditions in the building site or the way the work is carried out, this information is purely indicative and, thus, binds us neither legally nor in any other way in relation third parties. This information does not relieve the end user from being responsible for testing our products so as to make sure they are fit for the required use. We therefore strongly advise the customer/user to subject Technokolla's products to preventive tests in order to ensure that they are suitable. The end user is also responsible for checking to make sure that this technical data sheet is not obsolete and that more recent editions have not replaced it. Thus, before using our products, you are advised to download the most up to date version of the technical data sheet from our web site www.technokolla.com.



Sika Italia S.p.A.

Registered Office and Administrative Headquarters: Via L. Einaudi 6, 20068 Peschiera Borromeo (MI)

Sassuolo Plant (MO): Via Radici in Piano 558, Postal Code 41049

Tel: +39 0536 809711 Fax: +39 0536 809729 www.technokolla.com